

Quantiferon-TB Gold In-Tube

Incubation and Shipping of Quantiferon-TB Gold Blood Collection tubes

The Quantiferon-TB Gold In-Tube assay (QFT) utilizes 3 specialized blood collection tubes. Test specific antigens have been dried into the inner wall of the blood collection tubes so it is essential that only these tubes are used for this test. **Immediately after filling tubes, shake them 10 times just firmly enough to ensure the entire inner surface of the tube is coated with blood to solubilize antigens on tube walls.**

Incubation:

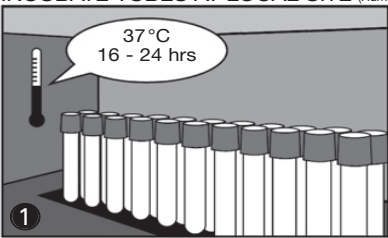
Step 1

If tubes are not incubated at 37°C soon after collection, re-mix tubes by inverting ten (10) times immediately prior to incubation.

Step 2

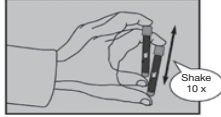
Incubate the tubes **UPRIGHT** 37°C +/- 1°C for 16 to 24 hours. The incubator does not require CO₂ or humidification.

INCUBATE TUBES AT LOCAL SITE (Humidity/CO₂ not required)



Place tubes in incubator UPRIGHT as soon as possible and within 16 hours of collection

TECHNICAL TIP
Re-mix tubes immediately before placing in incubator.



Shipping:

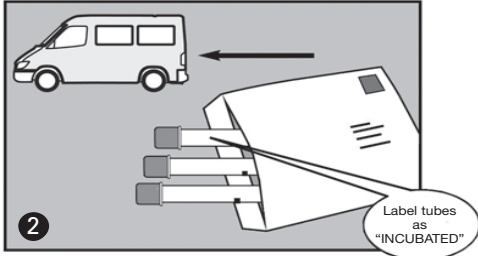
Step 1

Following incubation, the QFT blood collection tubes are transported between 2°C and 27°C to the Laboratory for testing.

Step 2

DO NOT CENTRIFUGE. The QFT tubes must be received at the testing lab within 72 hours post incubation. Indicate on the test request the date and time tubes were incubated. Please include both the time the tubes went into the incubator and the time the tubes came out of the incubator. Also note the incubator temperature.

SHIP INCUBATED TUBES TO LABORATORY



Incubated tubes must reach laboratory within 72 hours.
Keep between 2°C and 27°C